

JUNIOR
Year Plan
2
Discover
and Lead

Your Awesome Year as a Girl Scout Volunteer




Fifth grade Juniors have already tested the waters and are ready to take on and discover new leadership challenges. Whether they're discovering new ways to express themselves through art or learning what it takes to lead a whole community, they're excited to make their voices heard. This guide will help you as your Girl Scouts explore activities focused on discovery, confidence, and practical skills that will help them be their best selves. When you use this plan to map out your 90-minute meetings and activities, you'll see just how simple it can be to make a huge difference in your Girl Scouts' lives. Get ready for a year of adventure and excitement as you help them grow.

SEPTEMBER	OCTOBER	NOVEMBER	DECEMBER
 <ul style="list-style-type: none"> • Family meeting 	 <p>Two meetings plus field trip:</p> <ul style="list-style-type: none"> • App Development (parts one and two) • Field trip 	 <p>Two meetings:</p> <ul style="list-style-type: none"> • Independence (parts one and two) 	 <ul style="list-style-type: none"> • Cookie Entrepreneur Family Pin
JANUARY	FEBRUARY	MARCH	APRIL
 <p>Two meetings:</p> <ul style="list-style-type: none"> • Cookie Collaborator (parts one and two) 	  <p>Two meetings plus event:</p> <ul style="list-style-type: none"> • Inside Government • World Thinking Day event 	 <p>Two meetings:</p> <ul style="list-style-type: none"> • Outdoor Art Explorer (parts one and two) 	 <p>Two meetings plus field trip:</p> <ul style="list-style-type: none"> • Business Jump Start (parts one and two) • Field trip

COOKIE TIME

The cookie program helps troops pay for things like field trips, badges, supplies, and celebrations. Reach out to your council to learn more about how to participate and when your local cookie season starts. You may need to adjust the recommended order of earning the cookie badges in your year plan.

My council cookie sale dates:

MAY	SUMMER
  <p>Field trip plus bridging ceremony:</p> <ul style="list-style-type: none"> • Field trip • End-of-year bridging celebration 	 <p>Two activities:</p> <ul style="list-style-type: none"> • Family Outdoors event • Girl Scouts Love the Outdoors Challenge

Choose a way to get started...

- **Option 1:** Access free online instructions to lead each of these meetings through the free Volunteer Toolkit (myGS.girlscouts.org). Simply log in, choose "Explore," then "Pre-Selected Tracks." Once you're there, you'll find "**DISCOVER AND LEAD**". Select that you're set!
- **Option 2:** Shop our printed activities at girlscoutshop.com/troop-year-plans.

Tips and Resources

- When you have the opportunity to get outside, go for a small trip, or simply meet in a new space, do it! Shaking things up once in a while keeps things exciting.
- Check with your council to see if they're offering events or activities that your troop could attend. Those events make life easier for you and allow your troop to connect with other Girl Scouts from their area.
- Shop year plan printed resources at girlscoutshop.com/troop-year-plans.



Girl Scouts Choose

If one of the recommended options is not the right fit, or if you want to give your Girl Scouts the chance to shape their own experience, have them vote to choose a different badge or activity within the same focus area. Get the details on badges on our Award and Badge Explorer page (girlscouts.org/badgeexplorer). For information on patch programs, visit the Girl Scout Activity Zone (girlscouts.org/en/activity-zone/explore-girl-scouts.html).

STEM



or

- Automotive Design
- Digital Game Design
- Cybersecurity Basics
- Numbers in Nature

Outdoors



or

- Animal Habitats
- Geocacher
- Camper

Life Skills



or

- Resilient. Ready. Strong (patch)
- First Aid
- Drawing
- Digital Photographer

Entrepreneurship



or

- Budget Maker
- My Money Plan
- Product Designer